

Safety device with multiple function: DG91N

Type DG91N for protection of single cylinder and tapping points

The safety device DG91N according to DIN EN ISO 5175-1:

- avoids dangerous gas mixtures by a gas non-return valve (NV)
- stops flashback through flame arrestor (FA)
- a temperature-sensitive cut-off valve stops the gas flow when a predetermined temperature is exceeded (TV)
- a dust filter protects the gas non-return valve against contamination
- every safety device is 100% tested
- all metal components in brass 2.0401 / spring 1.4310

Safety elements of the safety device DG91N:

- NV Gas non-return valve
- FA Flame arrestor
- TV Temperature-sensitive cut-off valve

Additional features:

- DF Dust filter

Maintenance:

The safety devices are to be tested by a qualified and authorised person at regular intervals according to country specific regulations. The safety device is to be tested for gas tightness, gas flow and gas return at least once a year.

We would be pleased to offer you the flashback arrestor testing unit model PVGD.

It is not allowed to open the safety devices.



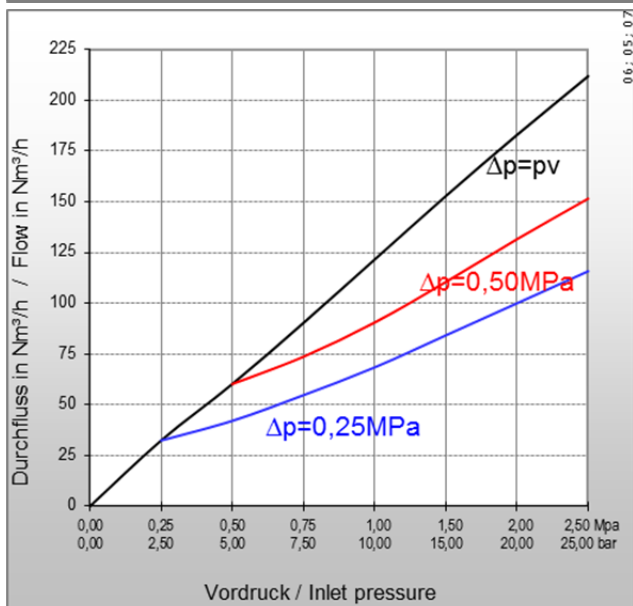
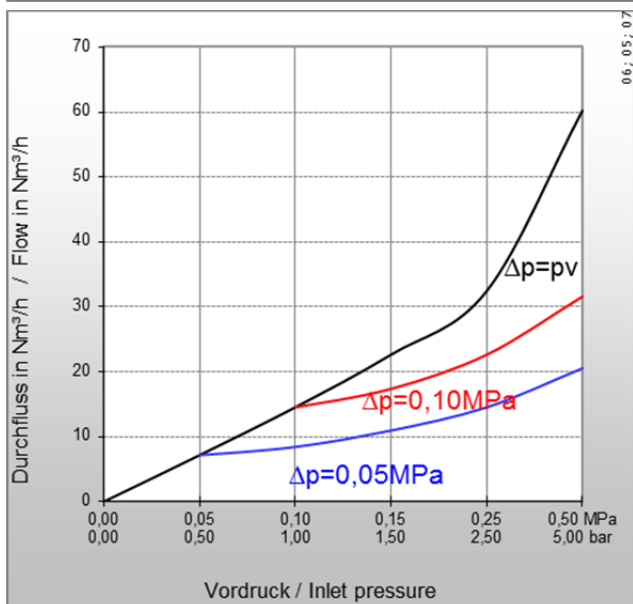
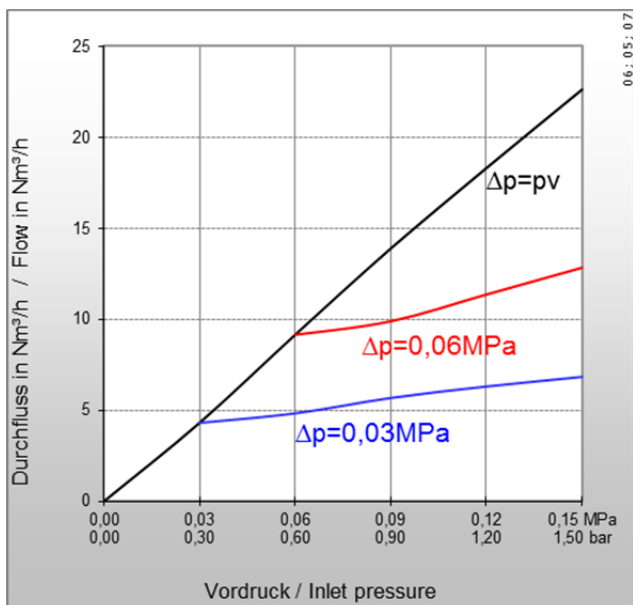
Technical Data:					
Gas types:	Acetylene (A)	Hydrogen (H) Industrial Gas (C)	Natural Gas (Methane), (M) Propane (P) Ethylene ²⁾ (E) Propylene ²⁾ (L)	Oxygen (O)	Compressed Air (D)
Working pressure:	0,15 MPa 1,5 bar	0,40 MPa 4,0 bar	0,50 MPa 5,0 bar	2,5 MPa 25 bar	2,5 MPa 25 bar
Cracking pressure:	10 mbar position-independent				
Ambient temperature:	-20°C up to +70°C				
Threads: EN 560 ISO / TR 28821	G3/8LH			G1/4RH G3/8RH	
Measure and weight:	diameter:	length:		weight:	
	32,0 mm	107,0 mm		373 g	
Applications:					
Process:	welding	cutting		heating	
	up to 30 mm	up to 700 mm		> 100 mm	

Other materials, surface finishing, gas types and additional connections available on request.

The working pressures approved by the UL are different to what is stated above.

Further information in this regard can be provided on request

²⁾ These gas types are not covered by the BAM certification.



Type: DG91N

Flow rates [air]:

pv = Primary pressure

ph = Secondary pressure

Δp = Primary pressure minus Secondary pressure

Conversion Factors:

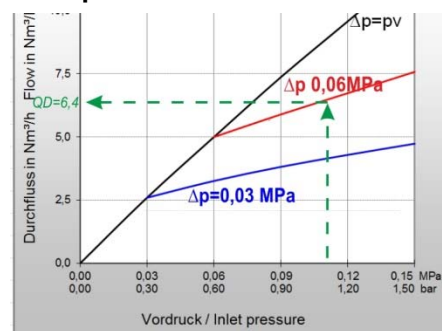
0,1 MPa = 1 bar = 100 kPa = 14,504 psi

1 m³/h = 35,31 cu ft/h

	A	H	P	M	M	O	E	L
QG ►	C ₂ H ₂	H ₂	C ₃ H ₈	CH ₄ +C	CH ₄	O ₂	C ₂ H ₄	C ₃ H ₆
F	1,2	3,8*	0,90	1,25	1,4	0,95	1,02	0,92

* Conversion factor 2.5 for devices comprising a flame arrestor
The conversion factor for free flow is 3.8.
(Reference: BAM report 220, D. Lietze)

Example:



$$QG = QD \times F$$

$$QG \text{ ► } A = 6,4 \times 1,2 = 7,68 \text{ m}^3/\text{h C}_2\text{H}_2$$

QG = flow / gas type

F = conversion factor

QD = flow / air

For further information please contact:

Spectron Gas Control Systems GmbH

Fritz-Klatte-Str. 8

D-65933 Frankfurt

Tel.: +49 (0) 69 38016-0 Fax: +49 (0) 69 38016-200

(Subject to alteration without prior notice)